

Flexible designer tile grout

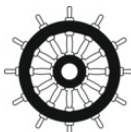
1 - 10 mm

DF 10[®]



Strong, fine, flexible, rapid-set, cementitious tile grout, meeting CG2 WA requirements to DIN EN 13888. For grouting all types of ceramic and natural stone coverings to produce brilliantly coloured, lime-film-free finish. Enhanced protection for joints against mould formation and microorganisms plus lime-film-free finish ensure joint pattern with lasting colour brilliance for both indoor and outdoor applications. Inherent water-beading effect and Hydrodur[®] technology create water- and dirt-repellent joints. Can be used to grout thin tile coverings (<= 4 mm). Also suitable for use in conjunction with wall and floor heating.

- For walls and floors, indoors and outdoors
- For all types of ceramic, natural stone, glass mosaic and agglomerate tiles
- Joint width: 1-10 mm
- Lime-film-free finish and colour brilliance thanks to OPZ[®] (Portland cement-free) technology
- Easy-care due to water and dirt repellency
- Enhanced resistance, even to acidic cleaners (for domestic applications)
- Greater protection for joints against mould formation and microorganisms
- Walkable after only 2 hours, loadable after approx. 12 hours
- Smooth, easy workability
- 24-month shelf life
- Optional enhancement through addition of Sopro gold, silver and copper glitter
- High crystalline water binding capacity
- Approved as system component and individual product for shipbuilding applications
- Low-chromate to Regulation (EC) No 1907/2006, Annex XVII
- DGNB: Top quality level 4, Line 8, based on DGNB (German Sustainable Building Council) criterion "ENV1.2 Local Environmental Impact" (2018 version)
- For healthy living: Recommended by Sentinel Haus Institut



Coverage: 0.3 kg / m² for 30 × 60 cm tiles, 10 mm joint depth and approx. 4 mm joint width; approx. 0.15 kg / m² for 60 × 60 cm tiles, 10 mm joint depth and approx. 3 mm joint width

Packaging	Package weight	Packages	Pallet weight
Bucket	1 kg	288	288 kg
Bucket	5 kg	72	360 kg
Bucket	10 kg	44	440 kg

Use For grouting all types of ceramic, natural stone and cast stone coverings, thin tile coverings, glass mosaic and agglomerate tile coverings, with 1 – 10 mm joint widths, to produce brilliantly coloured finish on indoor and outdoor walls and floors. For use in conjunction with floor heating, and in damp and wet spaces. Optional Sopro glitter finish.

Properties Strong, fine, flexible, rapid-set, cementitious tile grout, meeting CG2 WA requirements to DIN EN 13888, for grouting all types of ceramic and natural stone coverings to produce brilliantly coloured, lime-film-free finish. Enhanced protection against mould formation and microorganisms plus lime-film-free finish ensure brilliantly coloured joint pattern with lasting appeal, for both indoor and outdoor applications, and especially in moisture-exposed areas. Inherent water-beading effect and Hydrodur® technology create water- and dirt-repellent joints. Sopro gold, silver or copper glitter can be added to create distinctive, glistening joint finish.

Application Clear joints down to tile thickness before bedding adhesive sets and clean thoroughly. Ensure that bedding adhesive has fully cured prior to grouting. Fill clean mixing container with required quantity of mains water, add correct proportion of grout and mix mechanically using mixing attachment to homogeneous, creamy consistency. After specified maturing time, remix thoroughly. Observance of required maturing time is essential! Enhancement with Sopro glitter: While mixing, slowly add Sopro glitter as required. Consistency and colour of grout may change due to addition of glitter. Trial grouting with required quantity of glitter is recommended. Depending on nature and suction of covering, dampen or adequately pre-wet joint. Grout joints using rubber squeegee or grout float, applying slight pressure so as to ensure that joints are completely filled. Do not spread dry mortar powder over joints. Allow adequate drying time (depending on suction of covering), then wash down covering working diagonal to joints and taking care not to wash out surface of joint. Ensure that a minimum amount of wash water is used for washing down and that no water film is left covering joints. Regularly replace wash water with fresh water. Rewetting of grouted surface with clean water – e.g. by spraying with fine water mist (spray bottle) or dampening with sponge – is recommended a few hours after tile grout has set. This improves hardening process and ensures achievement of brilliantly coloured, hardwearing joints that offer supreme performance. Freshly grouted joints shall be protected against all action that may impair setting, e.g. high temperatures, draughts, rain or frost.

Water requirement	Per package	1 kg	5 kg	10 kg	
	Water requirement		0.24 l - 0.26 l	1.2 l - 1.3 l	2.4 l - 2.6 l
	with glitter		0.26 l - 0.28 l	1.3 l - 1.4 l	2.6 l - 2.8 l

Application temperature Application temperature between +5 °C and max. +25 °C

Loadable After approx. 12 hours

Maturing time 3 - 5 minutes

Note Pre-wetting of covering and, as a rule, trial grouting to check complete removability of cement and pigment residue are recommended for covering materials and natural stone with rough, profiled, unglazed, unpolished or open-pored finish and for polished fully vitrified stoneware exhibiting surface micropores. As some types of natural stone may be prone to discoloration in contact with tile grouts, sample areas (mock-ups) shall be prepared for discoloration-sensitive natural stone coverings in order to assess suitability of grout. Hardening process and colour brilliance of finished joints largely depend on a steady supply of moisture during setting. Constructional solutions that encourage particularly high suction, e.g. traditional thick-bed methods

for ceramic and natural stone coverings, may cause colour variations in grout, though these may even out during drying out process. Unwashed, discolouring sand aggregate present in thick-bed mortars or discolouring substances from adjoining materials may cause staining. Acidic cleaners may, depending on their concentration, attack and destroy cementitious grouts. For this reason, compliance with cleaner manufacturer's instructions on use is required when acidic cleaning agents are used. Use of acidic cleaning agents is recommended at earliest after approx. 14 days (exception: cement skin remover for use when grouting). Surface to be cleaned shall generally be pre-wetted with water prior to use of acidic cleaning agents and shall be immediately rinsed with plenty of water after cleaning. Powder for intensive colours is greyish-white in colour. Tile grout only takes on relevant intensive colour after mixing with water. Particularly where intensive colours (signal red, wine red and deep blue) are used, take suitable measures to protect adjoining, discoloration-sensitive elements/components, e.g. wood, plastics windows and doors, sanitary appliances etc., against infiltration of tile grout. Masking of these elements/components with suitable adhesive tape is recommended.

Please note	Water requirement for intensive colours (signal red, wine red, deep blue): 1.05 - 1.15 ltr water : 5 kg Sopro DF 10. Water requirement for intensive colours (signal red, wine red, deep blue) with Sopro glitter: 1.2 - 1.35 ltr water : 5 kg Sopro DF 10 : max. 2 (100 g) bags of Sopro glitter.
Reaction to fire	Class A1 / A1 fl.
Shelf life	15 kg: shelf life approx. 24 months, subject to storage on pallet in dry conditions in original unopened containers; 5 kg: shelf life approx. 24 months, subject to storage on pallet in dry conditions in original unopened OPP bag.
Specified times	Apply for normal temperature range of +23 °C and 50 % relative humidity; higher temperatures shorten and lower temperatures lengthen these times.
Tool cleaning	Wash tools with water immediately after use
Tools	Mixing attachment, stainless-steel trowel, rubber squeegee, grout float, sponge float, roller set for cleaning
Walkable	After approx. 2 hours
Working life	30 - 40 minutes; stiffened mortar shall not be retempered by addition of water or fresh mortar to restore workability.
joint width	1 - 10 mm
Test certificates	DIN EN 13888: CG2 WA DIN EN 13501-1: Reaction to fire class A1/A1fl BG Verkehr (institution for statutory accident insurance and prevention for transport and traffic): Approval for shipbuilding as individual product (wall and floor; not approved for use with Sopro glitter) BG Verkehr (institution for statutory accident insurance and prevention for transport and traffic): Approval for shipbuilding as system component with PUK 503 (wall and floor; not approved for use with Sopro glitter)
BG Verkehr	Approval for shipbuilding as individual product 1.5 (not approved for use with Sopro glitter). MED approval no. 118.433-01 (wall) and 124.137-01 (floor), USCG approval no. 164.112/EC0736/118.433-01 (wall) and 164.117/EC0736/124.173-01 (floor). Approval for shipbuilding in Sopro System 2.9 (wall), MED approval no. 118,506-00, USCG approval no. 164.112/EC0736/118,506-00. Total wet-applied quantity Sopro DF 10: max. 1.49 kg / m ² . Other components in Sopro System 2.9: Fully vitrified stoneware tile (thickness 8 mm), Sopro PUK 503 and Sopro glitter (max. 40 g/kg), total thickness approx. 10 mm. Approval for shipbuilding in Sopro System 3.14 (floor), MED approval no. 124.173-00, USCG approval no. 164.117/EC0736/124.173-00. Total wet-applied quantity Sopro DF 10: max. 1.49 kg/m ² . Other components in Sopro System 3.14: fully vitrified stoneware tile (thickness 8 mm), Sopro PUK 503 and Sopro glitter (max. 40 g/kg), total thickness approx. 10 mm.

Licence	EMICODE system of GEV (German Association for the Control of Emissions in Products for Flooring Installation, Adhesives and Building Materials): EC1 ^{PLUS} ("very-low-emission-plus") rating (applies for all Sopro DF 10 grout colours except deep blue 98, signal red 91 and wine red 92)
Safety precautions	<p>Product is not classed as hazardous under CLP Regulation 1272/2008/EC. EUH210 Safety data sheet available on request P102 Keep out of reach of children. Low-chromate to Regulation (EC) No 1907/2006, Annex XVII GISCODE ZP1 This product is a "treated article" under Regulation (EU) No 528/2012 (Biocides Regulation). Contains biocidal active substance 2-octyl-2H-isothiazol-3-one to protect against fungal attack. Avoid contact with skin.</p>
Disposal Considerations	<p>Disposal considerations 13.1. Waste treatment methods The generation of waste should be avoided or minimized wherever possible. Recover if possible. A waste code (EWC) according to European List of Waste (LoW) cannot be specified, due to dependence on the usage. Contact and send to an authorized waste disposal service. Methods of disposal: Disposal of this product, solutions, packaging and any by-products should at all times comply with the requirements of environmental protection and waste disposal legislation and any regional local authority requirements. Dispose of surplus and nonrecyclable products via a licensed waste disposal contractor. Do not dispose of waste into sewers. Clean waste packaging should be recycled when possible and authorized by the authority. Hazardous waste: No Disposal considerations: Do not allow to enter drains or watercourses. Dispose of product according to all federal, state and local applicable regulations. If this product is mixed with other wastes, the original waste product code may no longer apply and the appropriate code should be assigned. Dispose of containers contaminated by the product in accordance with local or national legal provisions. For further information, contact your local waste authority. Special precautions: This material and its container must be disposed of in a safe way. Care should be taken when handling untreated empty containers. Avoid dispersal of spilled material and runoff and contact with soil, waterways, drains and sewers. Empty containers or liners may retain some product residues. Do not re-use empty containers.</p>

Application of Sopro DF 10[®] flexible designer tile grout



1 Fill clean bucket with clean mains water.



2 Add powder of Sopro DF 10[®] and mix mechanically.




3 If required, up to 2 bags of Sopro glitter may be added to grout during mixing. If glitter is added, increase proportion of water.




4 Grouting of glass mosaic using Sopro DF 10[®] with Sopro silver glitter.



5 Allow adequate drying time for tile grout, then wash down glass mosaic.



6 Visually appealing glass mosaic surface grouted with Sopro DF 10[®] and Sopro glitter.



7 Grouting of fully vitrified stoneware tiles with Sopro DF 10[®].



8 Grouting of discoloration-sensitive natural stone with Sopro DF 10[®].



9 Grouting of earthenware tiles with Sopro DF 10[®].



10 Earthenware and natural stone mosaic surfaces grouted with Sopro DF 10[®].



11 Brilliantly coloured joint surfaces in bathroom.

Please observe the current version of the product information, the currently valid declaration of performance under the EU Construction Products Regulation, and the latest version of the relevant safety data sheet to EC Regulation No 1907/2006, also available from the Internet at www.sopro.com! This document serves as a product description and sets out general details, based on empirical and test data, that take no account of specific cases of application. No liability may be construed and no claims shall be accepted in respect of these details. Should you require assistance, please contact our Technical Counselling Service.

Flexible designer tile grout

Colour	10 kg bucket, order no.	5 kg bucket, order no.	1 kg bucket, order no.
white 10	-	1050-05	1050-01
light grey 16	-	1051-05	1051-01
silver grey 17	1052-10	1052-05	1052-01
manhattan 77	-	1069-05	1069-01
grey 15	1053-10	1053-05	1053-01
sand grey 18	1055-10	1055-05	1055-01
stone grey 22	1062-10	1062-05	1062-01
concrete grey 14	1054-10	1054-05	1054-01
basalt 64	-	1073-05	1073-01
anthracite 66	1060-10	1060-05	1060-01
black 90	1061-10	1061-05	1061-01
parchment 27	-	1058-05	1058-01
jasmine 28	-	1056-05	1056-01
light beige 29	-	1063-05	1063-01
beige 32	-	1057-05	1057-01
bahama beige 34	-	1065-05	1065-01
jura beige 33	-	1064-05	1064-01
caramel 38	-	1068-05	1068-01
sahara 40	-	1074-05	1074-01
brown 52	-	1066-05	1066-01
chestnut 50	-	1067-05	1067-01
mahogany 55	-	1075-05	1075-01
bali brown 59	-	1059-05	1059-01
ebony 62	-	1076-05	1076-01
deep blue 98	-	1072-05	-
signal red 91	-	1070-05	-
wine red 92	-	1071-05	-

bringing european innovation



FOR MORE INFORMATION CONTACT: **Smet Building Products Ltd**

93A Belfast Road | Newry | BT34 1QH | Northern Ireland

T: +44 (0)28 3026 6833 ROI: +353 (0) 1697 8586

E: info@smetbuildingproducts.com

smetbuildingproducts.com or smet.ie



The information, and, in particular, the recommendations relating to the application and end-use of SMET distributed products, are given in good faith based on SMET's current knowledge and experience of the products when properly stored, handled and applied under normal conditions in accordance with the manufacturer's recommendations. In practice, the differences in materials, substrates and actual site conditions are such that no warranty in respect of merchantability or of fitness for a particular purpose, nor any liability arising out of any legal relationship whatsoever, can be inferred either from this information, or from any written recommendations, or from any other advice offered. The user of the product must test the product's suitability for the intended application and purpose. The manufacturer reserves the right to change the properties of its products. The proprietary rights of third parties must be observed. All orders are accepted subject to our current terms of sale and delivery. Users must always refer to the most recent issue of the local Product Data Sheet for the product concerned, copies of which will be supplied on request.